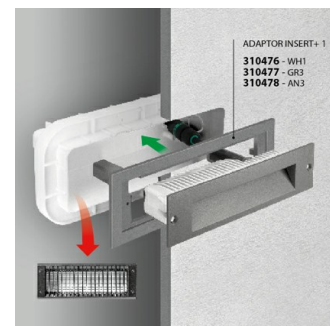


INSERT+ 1



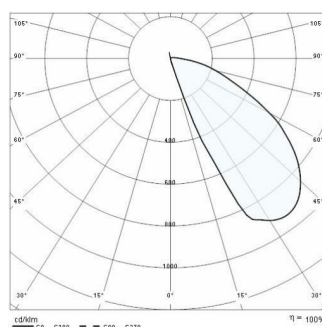
Part number	304118
Lampholder:	LED
Light source:	LED
Wattage:	6 W
Finishing:	AN-96 / Anthracite gray / Textured
Insulation class:	I
IP degree of protection:	IP65
IK-J-xxIP:	IK07 2J xx5
CRI:	80
Colour temperature:	3000
Power factor / COS Φ:	0.6
Optic:	Asymmetric medium reflector
Lightsource lumen output (lm):	825 lm
Luminaire lumen output (lm):	250 lm
L:	L80
B:	B10
Lifetime:	60000 h
Min. ambient temperature (°C):	-10
Max. ambient temperature (°C):	35



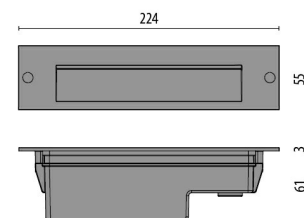
Description

- Wall recessed luminaire, for indoor and outdoor, comprising:
- Die-cast aluminium housing, powder-polyester coated ISO 9227
 - Flat glass diffuser, matt inside
 - EPDM gasket
 - External electrical connection with IP-rated QUICK connector, complete with cable
 - Electrical connector for wires $\varnothing 7 - \varnothing 12$ mm
 - Stainless steel locking screws
 - Recessed box to be ordered separately
 - The recessed box is equipped with a removable cover provided with two spirit levels to facilitate the installation process
 - Photometric data measure according to UNI EN 13032-4 and IES LM-79-08

Photometric data



Technical drawings



MANDATORY ACCESSORIES

INSERT+ 1



310475
Recessed box INSERT+ 1

OPTIONAL ACCESSORIES

INSERT+ 1



310478
Adaptor INSERT+ 1 (retrofit kit Insert
1)
Anthracite gray

